

Results of the DAMA/LIBRA experiment




R. Cerulli
INFN-LNGS

Patras Workshop
Zurich (CH), 5-9 July 2010



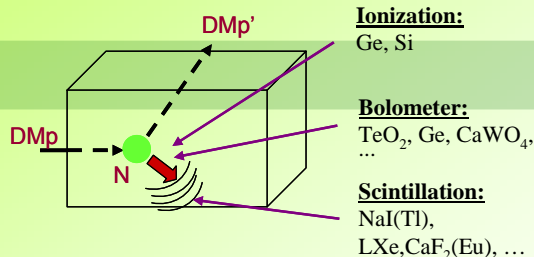
DAMA: an observatory for rare processes @LNGS



Some direct detection processes:

- Scatterings on nuclei

→ detection of nuclear recoil energy



- Inelastic Dark Matter: $W + N \rightarrow W^* + N$

→ W has Two mass states χ_+ , χ_- with δ mass splitting

→ Kinematical constraint for the inelastic scattering of χ_- on a nucleus

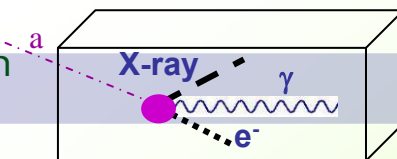
$$\frac{1}{2} \mu v^2 \geq \delta \Leftrightarrow v \geq v_{thr} = \sqrt{\frac{2\delta}{\mu}}$$

- Excitation of bound electrons in scatterings on nuclei

→ detection of recoil nuclei + e.m. radiation

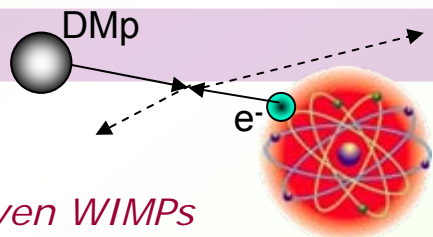
- Conversion of particle into e.m. radiation

→ detection of γ , X-rays, e^-



- Interaction only on atomic electrons

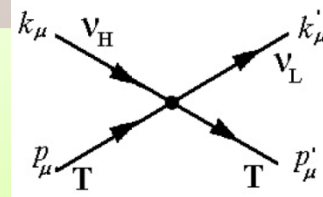
→ detection of e.m. radiation



... even WIMPs

- Interaction of light DMp (LDM) on e^- or nucleus with production of a lighter particle

→ detection of electron/nucleus recoil energy



e.g. sterile ν

... also other ideas ...

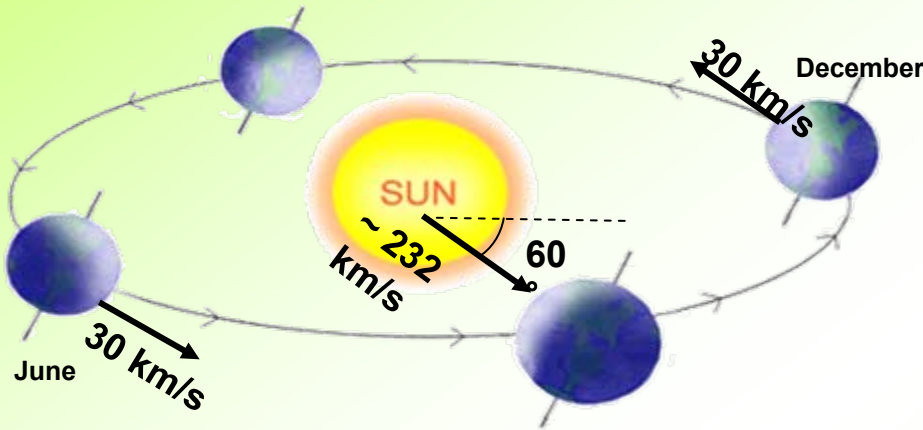
e.g. signals from these candidates are **completely lost** in experiments based on "rejection procedures" of the e.m. component of their rate

• ... and more

The annual modulation: a model independent signature for the investigation of Dark Matter particles component in the galactic halo

With the present technology, the annual modulation is the main model independent signature for the DM signal. Although the modulation effect is expected to be relatively small a suitable large-mass, low-radioactive set-up with an efficient control of the running conditions would point out its presence.

Drukier, Freese, Spergel PRD86
Freese et al. PRD88



- $v_{\text{sun}} \sim 232 \text{ km/s}$ (Sun velocity in the halo)
- $v_{\text{orb}} = 30 \text{ km/s}$ (Earth velocity around the Sun)
- $\gamma = \pi/3$, $\omega = 2\pi/T$, $T = 1 \text{ year}$
- $t_0 = 2^{\text{nd}} \text{ June}$ (when v_{\oplus} is maximum)

$$v_{\oplus}(t) = v_{\text{sun}} + v_{\text{orb}} \cos\gamma \cos[\omega(t-t_0)]$$

$$S_k[\eta(t)] = \int_{\Delta E_k} \frac{dR}{dE_R} dE_R \cong S_{0,k} + S_{m,k} \cos[\omega(t-t_0)]$$

Expected rate in given energy bin changes because the annual motion of the Earth around the Sun moving in the Galaxy

Requirements of the annual modulation

- 1) Modulated rate according cosine
- 2) In a definite low energy range
- 3) With a proper period (1 year)
- 4) With proper phase (about 2 June)
- 5) Just for single hit events in a multi-detector set-up
- 6) With modulation amplitude in the region of maximal sensitivity must be $< 7\%$ for usually adopted halo distributions, but it can be larger in case of some possible scenarios

To mimic this signature, spurious effects and side reactions must not only - obviously - be able to account for the whole observed modulation amplitude, but also to satisfy contemporaneously all the requirements

The DM annual modulation signature has a different origin and, thus, different peculiarities (e.g. the phase) with respect to those effects connected with the seasons instead

DAMA/NaI: ≈ 100 kg NaI (TI)

Performances: N.Cim.A112(1999)545-575, EPJC18(2000)283,
Riv.N.Cim.26 n. 1(2003)1-73, IJMPD13(2004)2127


Results on rare processes:

- Possible Pauli exclusion principle violation PLB408(1997)439
- CNC processes PRC60(1999)065501
- Electron stability and non-paulian transitions in Iodine atoms (by L-shell) PLB460(1999)235
- Search for solar axions PLB515(2001)6
- Exotic Matter search EPJdirect C14(2002)1
- Search for superdense nuclear matter EPJA23(2005)7
- Search for heavy clusters decays EPJA24(2005)51

Results on DM particles:

- PSD PLB389(1996)757
- Investigation on diurnal effect N.Cim.A112(1999)1541
- Exotic Dark Matter search PRL83(1999)4918
- Annual Modulation Signature

PLB424(1998)195, PLB450(1999)448, PRD61(1999)023512, PLB480(2000)23, EPJC18(2000)283,
PLB509(2001)197, EPJC23(2002)61, PRD66(2002)043503, Riv.N.Cim.26 n.1 (2003)1,
IJMPD13(2004)2127, IJMPA21(2006)1445, EPJC47(2006)263, IJMPA22(2007)3155, EPJC53(2008)205,
PRD77(2008)023506, MPLA23(2008)2125.



model independent evidence of a particle DM component in the galactic halo at 6.3σ C.L.

total exposure (7 annual cycles) 0.29 ton x yr

The new DAMA/LIBRA set-up ~250 kg NaI(Tl) (Large sodium Iodide Bulk for Rare processes)

As a result of a second generation R&D for more radiopure NaI(Tl) by exploiting new chemical/physical radiopurification techniques (all operations involving crystals and PMTs - including photos - in HP Nitrogen atmosphere)



installing DAMA/LIBRA detectors

assembling a DAMA/ LIBRA detector

filling the inner Cu box with further shield



detectors during installation; in the central and right up detectors the new shaped Cu shield surrounding light guides (acting also as optical windows) and PMTs was not yet applied

- *Radiopurity, performances, procedures, etc.*: NIMA592(2008)297
- *Results on DM particles: Annual Modulation Signature*: EPJC56(2008)333, EPJC67(2010)39
- *Results on rare processes: PEP violation in Na and I*: EPJC62(2009)327



closing the Cu box housing the detectors

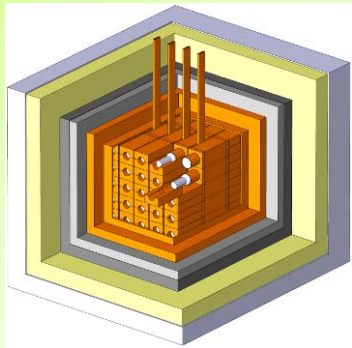


view at end of detectors' installation in the Cu box

DAMA/LIBRA set-up

For details, radiopurity, performances, procedures, etc.
NIMA592(2008)297


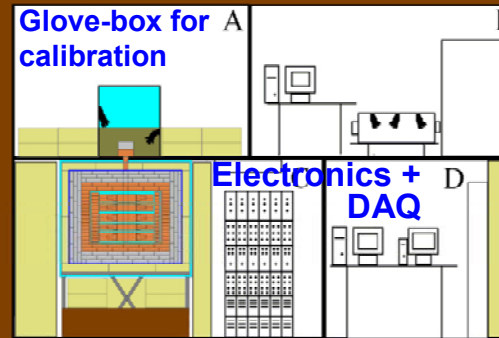
- 25 x 9.7 kg NaI(Tl) in a 5x5 matrix
- two Suprasil-B light guides directly coupled to each bare crystal
- two PMTs working in coincidence at the single ph. el. threshold



5.5-7.5 phe/keV

~ 1m concrete from GS rock

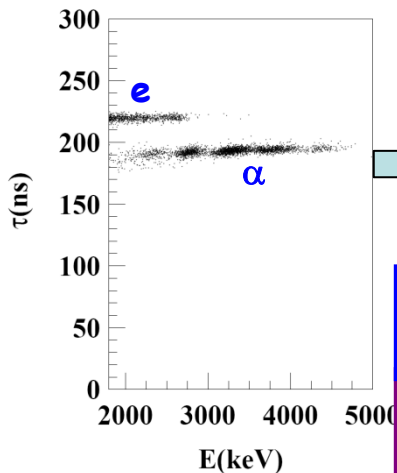
Installation



- Dismounting/Installing protocol (with "Scuba" system)
- All the materials selected for low radioactivity
- Multicomponent passive shield (>10 cm of Cu, 15 cm of Pb + Cd foils, 10/40 cm Polyethylene/paraffin, about 1 m concrete, mostly outside the installation)
- Three-level system to exclude Radon from the detectors
- Calibrations in the same running conditions as production runs
- Installation in air conditioning + huge heat capacity of shield
- Monitoring/alarm system; many parameters acquired with the production data
- Pulse shape recorded by Waveform Analyzer Acqiris DC270 (2chs per detector), 1Gsample/s, 8 bit, bandwidth 250 MHz
- Data collected from low energy up to MeV region, despite the hardware optimization was done for the low energy



Some on residual contaminants in new ULB NaI(Tl) detectors



α/e pulse shape discrimination has practically 100% effectiveness in the MeV range

The measured α yield in the new DAMA/LIBRA detectors ranges from 7 to some tens α /kg/day

Second generation R&D for new DAMA/LIBRA crystals: new selected powders, physical/chemical radiopurification, new selection of overall materials, new protocol for growing and handling

^{232}Th residual contamination

From time-amplitude method. If ^{232}Th chain at equilibrium: it ranges from 0.5 ppt to 7.5 ppt

^{238}U residual contamination

First estimate: considering the measured α and ^{232}Th activity, if ^{238}U chain at equilibrium \Rightarrow ^{238}U contents in new detectors typically range from 0.7 to 10 ppt

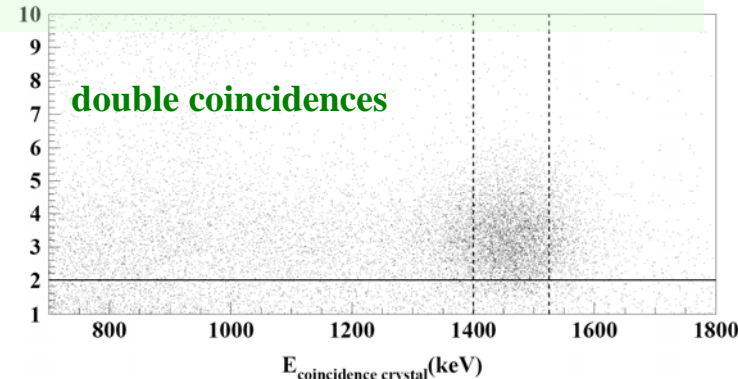
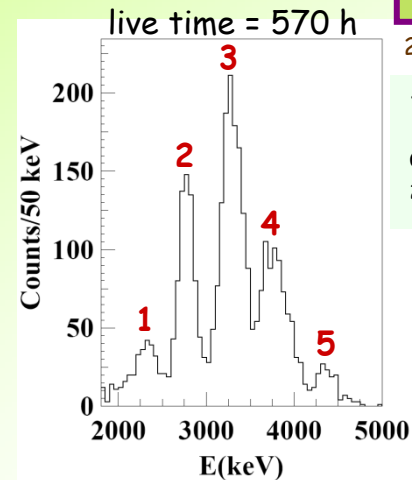
^{238}U chain splitted into 5 subchains: $^{238}\text{U} \rightarrow ^{234}\text{U} \rightarrow ^{230}\text{Th} \rightarrow ^{226}\text{Ra} \rightarrow ^{210}\text{Pb} \rightarrow ^{206}\text{Pb}$

Thus, in this case: (2.1 ± 0.1) ppt of ^{232}Th ; (0.35 ± 0.06) ppt for ^{238}U

and: (15.8 ± 1.6) $\mu\text{Bq/kg}$ for $^{234}\text{U} + ^{230}\text{Th}$; (21.7 ± 1.1) $\mu\text{Bq/kg}$ for ^{226}Ra ; (24.2 ± 1.6) $\mu\text{Bq/kg}$ for ^{210}Pb .

$^{\text{nat}}\text{K}$ residual contamination

The analysis has given for the $^{\text{nat}}\text{K}$ content in the crystals values not exceeding about 20 ppb

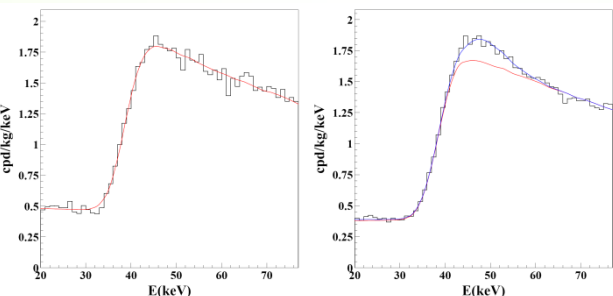


^{129}I and ^{210}Pb

$^{129}\text{I}/^{\text{nat}}\text{I} \approx 1.7 \times 10^{-13}$ for all the new detectors

^{210}Pb in the new detectors: $(5 - 30)$ $\mu\text{Bq/kg}$.

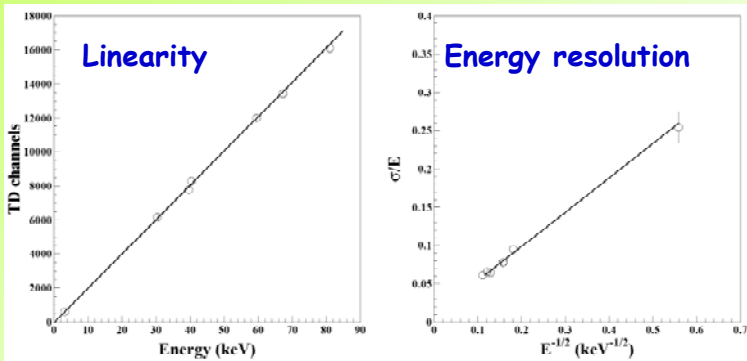
No sizable surface pollution by Radon daughters, thanks to the new handling protocols



... more on NIMA592(2008)297

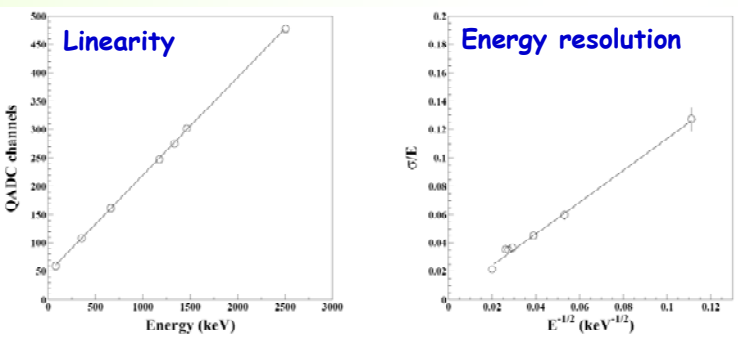
DAMA/LIBRA calibrations

Low energy: various external gamma sources (^{241}Am , ^{133}Ba) and internal X-rays or gamma's (^{40}K , ^{125}I , ^{129}I), routine calibrations with ^{241}Am



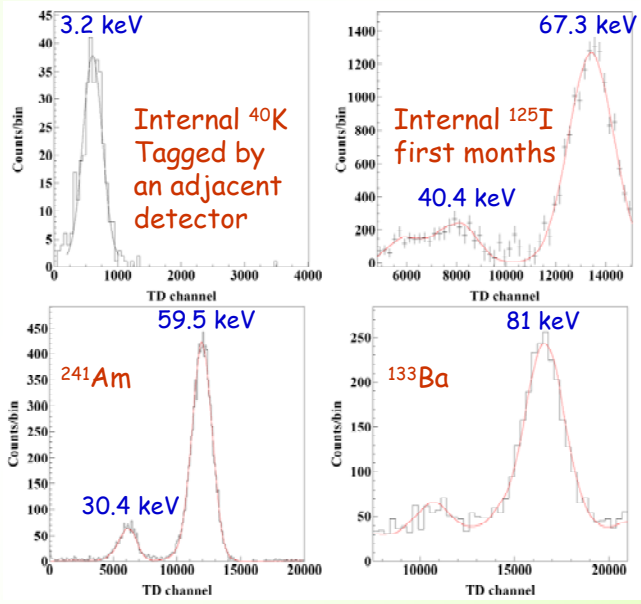
$$\frac{\sigma_{LE}}{E} = \frac{(0.448 \pm 0.035)}{\sqrt{E(\text{keV})}} + (9.1 \pm 5.1) \cdot 10^{-3}$$

High energy: external sources of gamma rays (e.g. ^{137}Cs , ^{60}Co and ^{133}Ba) and gamma rays of 1461 keV due to ^{40}K decays in an adjacent detector, tagged by the 3.2 keV X-rays

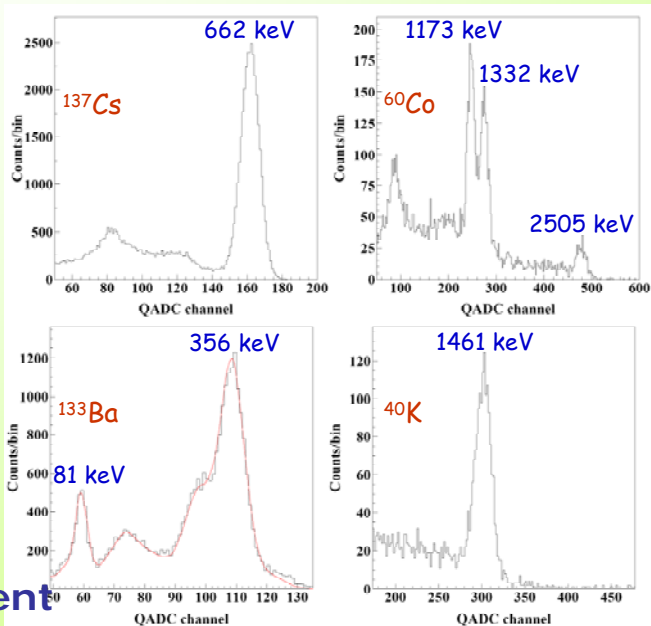


$$\frac{\sigma_{HE}}{E} = \frac{(1.12 \pm 0.06)}{\sqrt{E(\text{keV})}} + (17 \pm 23) \cdot 10^{-4}$$

Thus, here and hereafter keV means keV electron equivalent



The curves superimposed to the experimental data have been obtained by simulations



Infos about DAMA/LIBRA data taking

Period		Mass (kg)	Exposure (kg × day)	α - β^2
DAMA/LIBRA-1	Sep. 9, 2003 – July 21, 2004	232.8	51405	0.562
DAMA/LIBRA-2	July 21, 2004 – Oct. 28, 2005	232.8	52597	0.467
DAMA/LIBRA-3	Oct. 28, 2005 – July 18, 2006	232.8	39445	0.591
DAMA/LIBRA-4	July 19, 2006 – July 17, 2007	232.8	49377	0.541
DAMA/LIBRA-5	July 17, 2007 – Aug. 29, 2008	232.8	66105	0.468
DAMA/LIBRA-6	Nov. 12, 2008 – Sep. 1, 2009	242.5	58768	0.519
DAMA/LIBRA-1 to -6	Sep. 9, 2003 – Sep. 1, 2009		317697 = 0.87 ton×yr	0.519

- **calibrations: ≈ 72 M events from sources**
- **acceptance window eff: 82 M events (≈ 3 M events/keV)**
- EPJC56(2008)333
- EPJC67(2010)39

DAMA/NaI (7 years) + DAMA/LIBRA (6 years)

total exposure: 425428 kg×day = 1.17 ton×yr



•First upgrade on Sept 2008:

- replacement of some PMTs in HP N₂ atmosphere
- restore 1 detector to operation
- new Digitizers installed (U1063A Acqiris 1GS/s 8-bit High-Speed cPCI)
- new DAQ system with optical read-out installed

•New upgrade foreseen on fall 2010



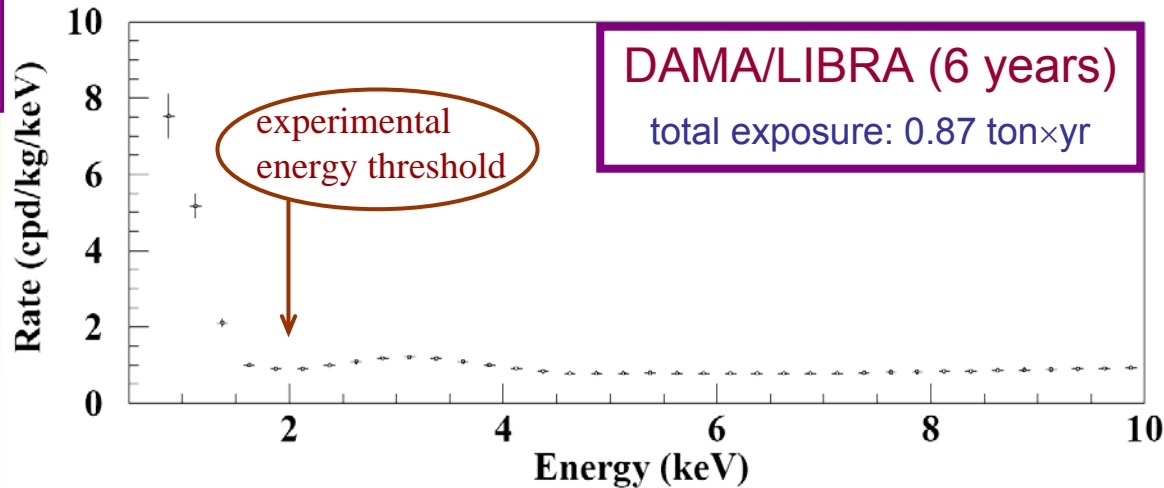
... continuously running

Cumulative low-energy distribution of the *single-hit* scintillation events

Single-hit events = each detector has all the others as anticoincidence

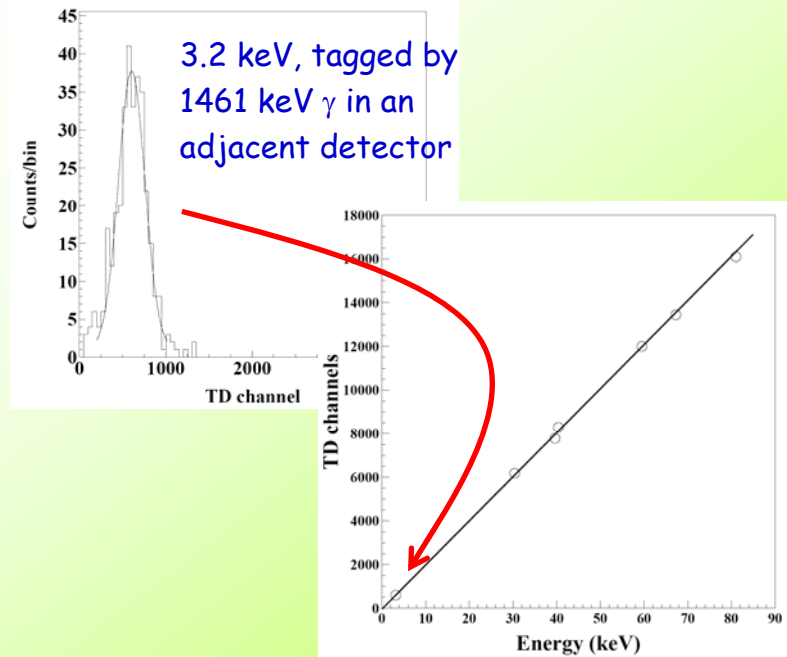
(Obviously differences among detectors are present depending e.g. on each specific level and location of residual contaminants, on the detector's location in the 5x5 matrix, etc.)

Efficiencies already accounted for



About the energy threshold:

- Detectors calibrated down to the keV region
⇒ clear knowledge of the “physical” energy threshold of the experiment
- It obviously profits of the relatively high number of available photoelectrons/keV (from 5.5 to 7.5).
- The two PMTs of each detector work in coincidence with hardware threshold at single photoelectron level.
- Effective near-threshold-noise full rejection.
- Software energy threshold = 2 keV.

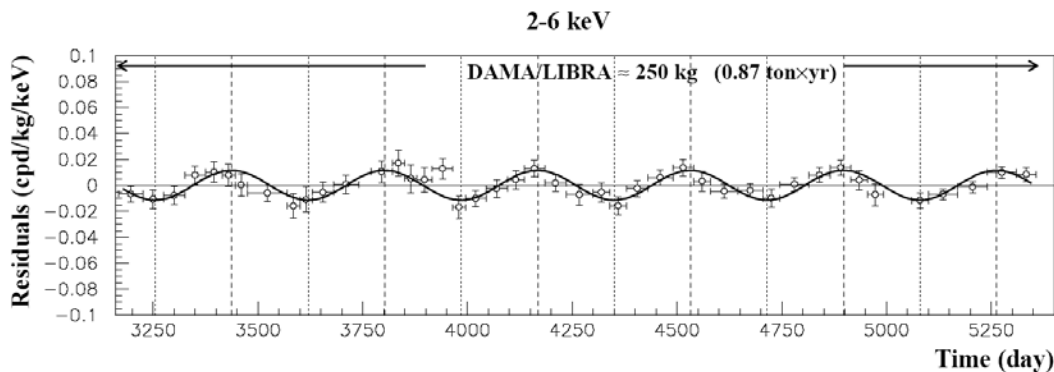
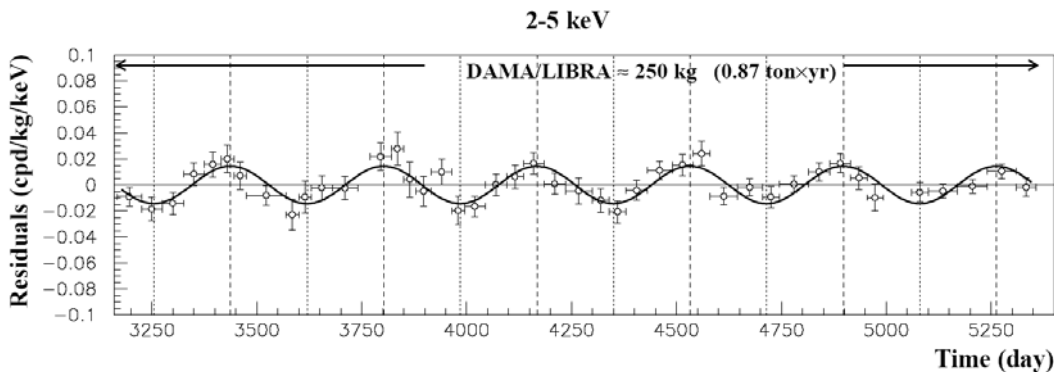
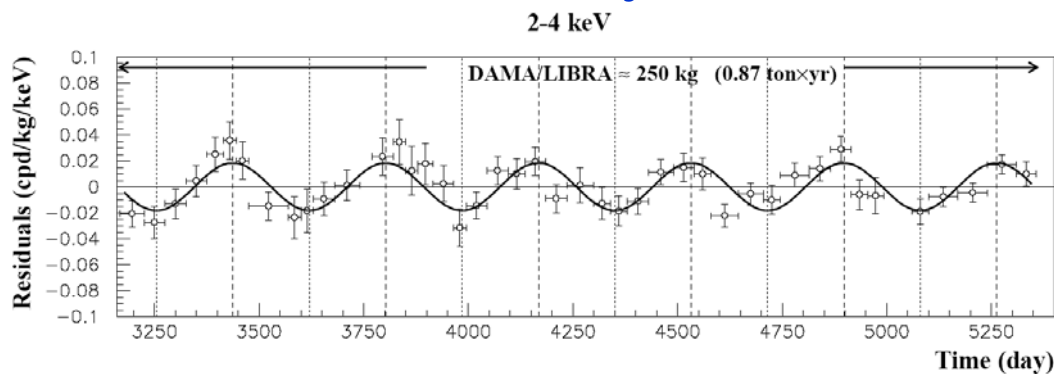


Model Independent Annual Modulation Result

experimental single-hit residuals rate vs time and energy

$\text{Acos}[\omega(t-t_0)]$; continuous lines: $t_0 = 152.5$ d, $T = 1.00$ y

DAMA/LIBRA 1-6 (0.87 ton × yr)



The fit has been done on the DAMA/NaI & DAMA/LIBRA data (1.17 ton × yr)

2-4 keV

$A = (0.0183 \pm 0.0022)$ cpd/kg/keV

$\chi^2/\text{dof} = 75.7/79$ **8.3 σ C.L.**

Absence of modulation? No

$\chi^2/\text{dof} = 147/80 \Rightarrow P(A=0) = 7 \times 10^{-6}$

2-5 keV

$A = (0.0144 \pm 0.0016)$ cpd/kg/keV

$\chi^2/\text{dof} = 56.6/79$ **9.0 σ C.L.**

Absence of modulation? No

$\chi^2/\text{dof} = 135/80 \Rightarrow P(A=0) = 1.1 \times 10^{-4}$

2-6 keV

$A = (0.0114 \pm 0.0013)$ cpd/kg/keV

$\chi^2/\text{dof} = 64.7/79$ **8.8 σ C.L.**

Absence of modulation? No

$\chi^2/\text{dof} = 140/80 \Rightarrow P(A=0) = 4.3 \times 10^{-5}$

The data favor the presence of a modulated behavior with proper features at 8.8σ C.L.

Modulation amplitudes in 13 one-year experiments (DAMA/NaI and DAMA/LIBRA)

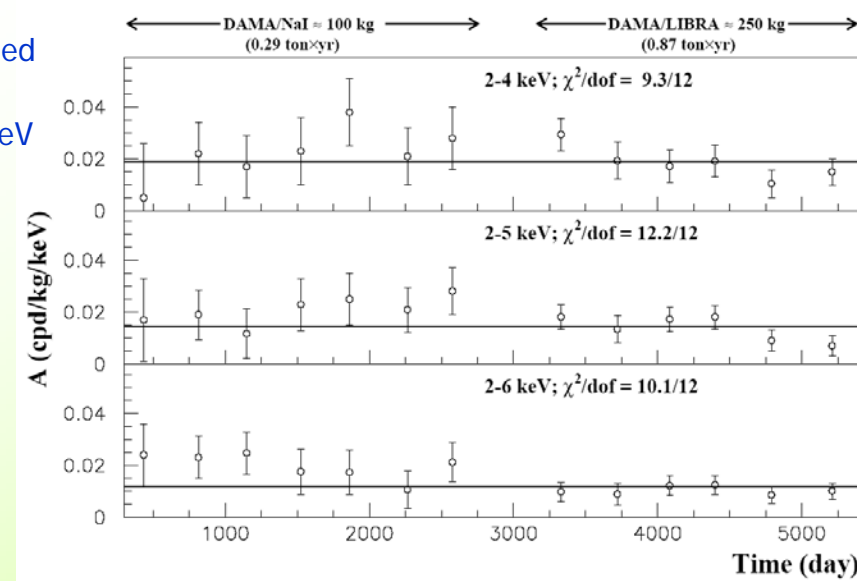
	A (cpd/kg/keV)	T= 2 π / ω (yr)	t ₀ (day)	C.L.
DAMA/NaI (7 years)				
(2÷4) keV	0.0252 ± 0.0050	1.01 ± 0.02	125 ± 30	5.0 σ
(2÷5) keV	0.0215 ± 0.0039	1.01 ± 0.02	140 ± 30	5.5 σ
(2÷6) keV	0.0200 ± 0.0032	1.00 ± 0.01	140 ± 22	6.3 σ
DAMA/LIBRA (6 years)				
(2÷4) keV	0.0180 ± 0.0025	0.996 ± 0.002	135 ± 8	7.2 σ
(2÷5) keV	0.0134 ± 0.0018	0.997 ± 0.002	140 ± 8	7.4 σ
(2÷6) keV	0.0098 ± 0.0015	0.999 ± 0.002	146 ± 9	6.5 σ
DAMA/NaI + DAMA/LIBRA				
(2÷4) keV	0.0194 ± 0.0022	0.996 ± 0.002	136 ± 7	8.8 σ
(2÷5) keV	0.0149 ± 0.0016	0.997 ± 0.002	142 ± 7	9.3 σ
(2÷6) keV	0.0116 ± 0.0013	0.999 ± 0.002	146 ± 7	8.9 σ

**DAMA/NaI (7 annual cycles: 0.29 ton x yr) +
DAMA/LIBRA (6 annual cycles: 0.87 ton x yr)**
total exposure: 425428 kg×day = **1.17 ton×yr**

A, T, t₀ obtained by fitting the single-hit data with **Acos[$\omega(t-t_0)$]**

- The modulation amplitudes for the (2 – 6) keV energy interval, obtained when fixing the period at 1 yr and the phase at 152.5 days, are: (0.019±0.003) cpd/kg/keV for DAMA/NaI and (0.010±0.002) cpd/kg/keV for DAMA/LIBRA.
- Thus, their difference: (0.009±0.004) cpd/kg/keV is $\approx 2\sigma$ which corresponds to a modest, but non negligible probability.

The χ^2 test ($\chi^2 = 9.3, 12.2$ and 10.1 over 12 d.o.f. for the three energy intervals, respectively) and the *run test* (lower tail probabilities of 57%, 47% and 35% for the three energy intervals, respectively) **accept at 90% C.L. the hypothesis that the modulation amplitudes are normally fluctuating around their best fit values.**



compatibility among the annual cycles

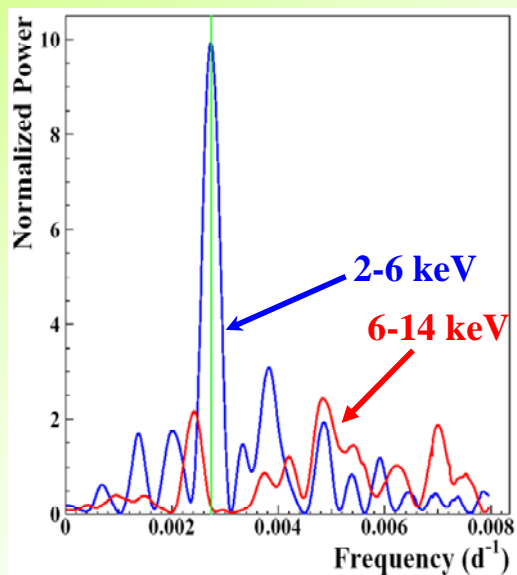
Power spectrum of single-hit residuals

(according to Ap.J.263(1982)835; Ap.J.338(1989)277)

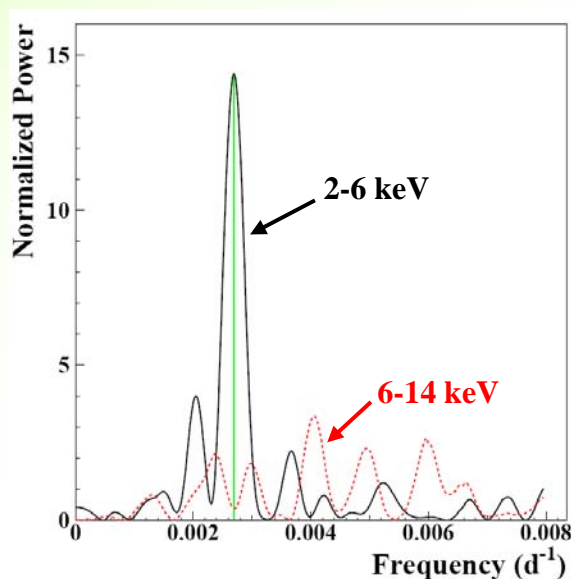
Treatment of the experimental errors and time binning included here

2-6 keV vs 6-14 keV

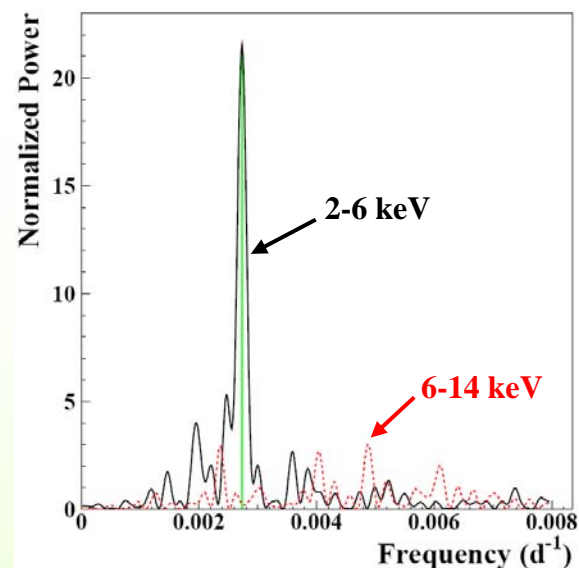
DAMA/NaI (7 years)
total exposure: 0.29 ton×yr



DAMA/LIBRA (6 years)
total exposure: 0.87 ton×yr



DAMA/NaI (7 years) +
DAMA/LIBRA (6 years)
total exposure: 1.17 ton×yr



Principal mode in the 2-6 keV region:

DAMA/NaI

$$2.737 \cdot 10^{-3} \text{ d}^{-1} \approx 1 \text{ y}^{-1}$$

DAMA/LIBRA

$$2.697 \times 10^{-3} \text{ d}^{-1} \approx 1 \text{ yr}^{-1}$$

DAMA/NaI+LIBRA

$$2.735 \times 10^{-3} \text{ d}^{-1} \approx 1 \text{ yr}^{-1}$$

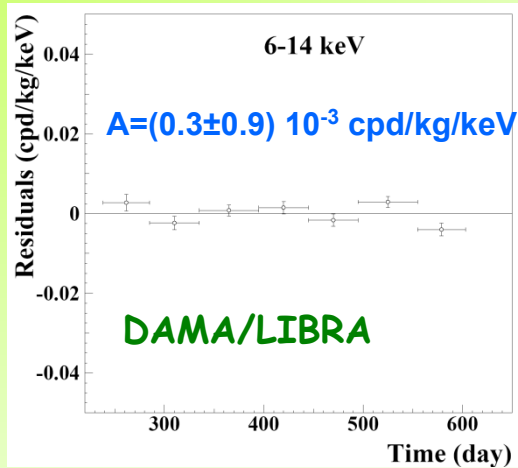
+

Not present in the 6-14 keV region (only aliasing peaks)

Clear annual modulation is evident in (2-6) keV while it is absent just above 6 keV

Rate behaviour above 6 keV

• No Modulation above 6 keV

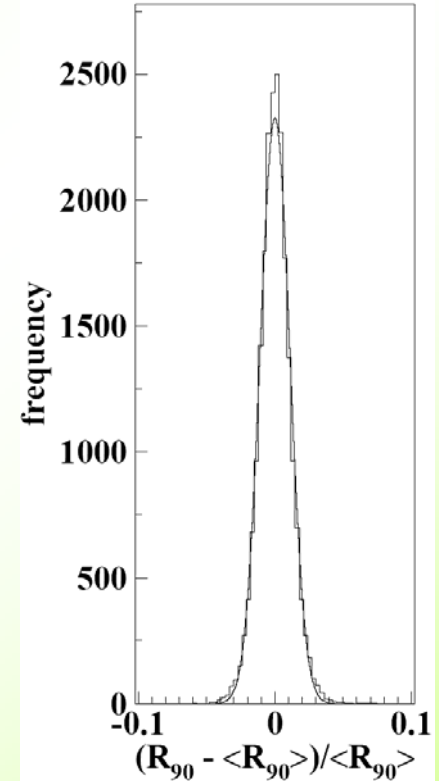


Mod. Ampl. (6-10 keV): cpd/kg/keV

- (0.0016 ± 0.0031) DAMA/LIBRA-1
- (0.0010 ± 0.0034) DAMA/LIBRA-2
- (0.0001 ± 0.0031) DAMA/LIBRA-3
- (0.0006 ± 0.0029) DAMA/LIBRA-4
- (0.0021 ± 0.0026) DAMA/LIBRA-5
- (0.0029 ± 0.0025) DAMA/LIBRA-6

→ statistically consistent with zero

DAMALIBRA 1-6



$\sigma \approx 1\%$, fully accounted by statistical considerations

• No modulation in the whole energy spectrum: studying integral rate at higher energy, R_{90}

- R_{90} percentage variations with respect to their mean values for single crystal in the DAMA/LIBRA running periods
- Fitting the behaviour with time, adding a term modulated with period and phase as expected for DM particles:

consistent with zero

Period	Mod. Ampl.
DAMA/LIBRA-1	$-(0.05 \pm 0.19)$ cpd/kg
DAMA/LIBRA-2	$-(0.12 \pm 0.19)$ cpd/kg
DAMA/LIBRA-3	$-(0.13 \pm 0.18)$ cpd/kg
DAMA/LIBRA-4	(0.15 ± 0.17) cpd/kg
DAMA/LIBRA-5	(0.20 ± 0.18) cpd/kg
DAMA/LIBRA-6	$-(0.20 \pm 0.16)$ cpd/kg

+ if a modulation present in the whole energy spectrum at the level found in the lowest energy region → $R_{90} \sim$ tens cpd/kg → $\sim 100 \sigma$ far away

No modulation above 6 keV
 This accounts for all sources of bckg and is consistent with studies on the various components

Multiple-hits events in the region of the signal

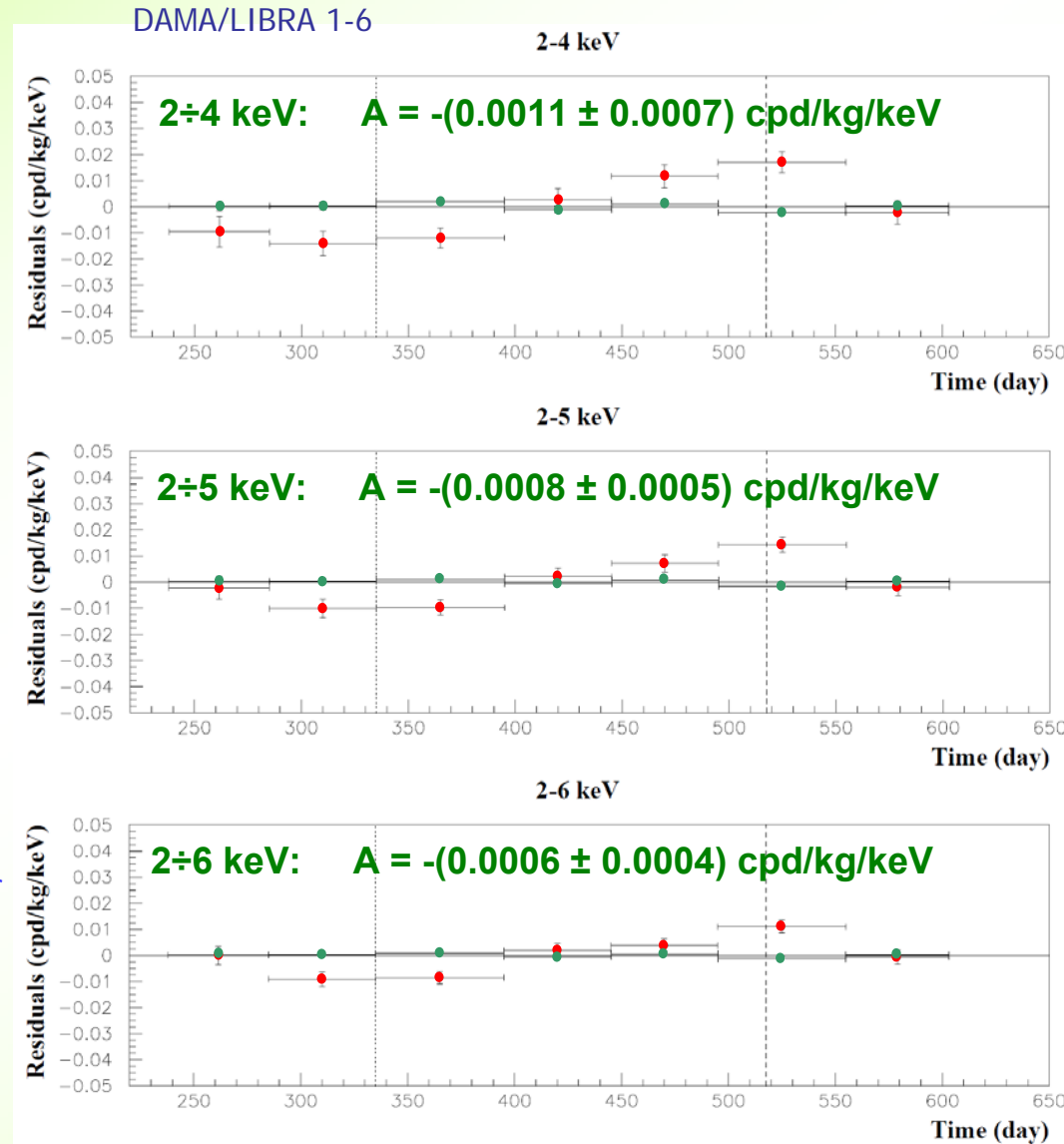
- Each detector has its own TDs read-out → pulse profiles of multiple-hits events (multiplicity > 1) acquired (exposure: 0.87 ton×yr).
- The same hardware and software procedures as the ones followed for single-hit events

signals by Dark Matter particles do not belong to multiple-hits events, that is:

multiple-hits events = Dark Matter particles events "switched off"

Evidence of annual modulation with proper features as required by the DM annual modulation signature

- present in the *single-hit* residuals
- absent in the *multiple-hits* residual



This result offers an additional strong support for the presence of Dark Matter particles in the galactic halo, further excluding any side effect either from hardware or from software procedures or from background

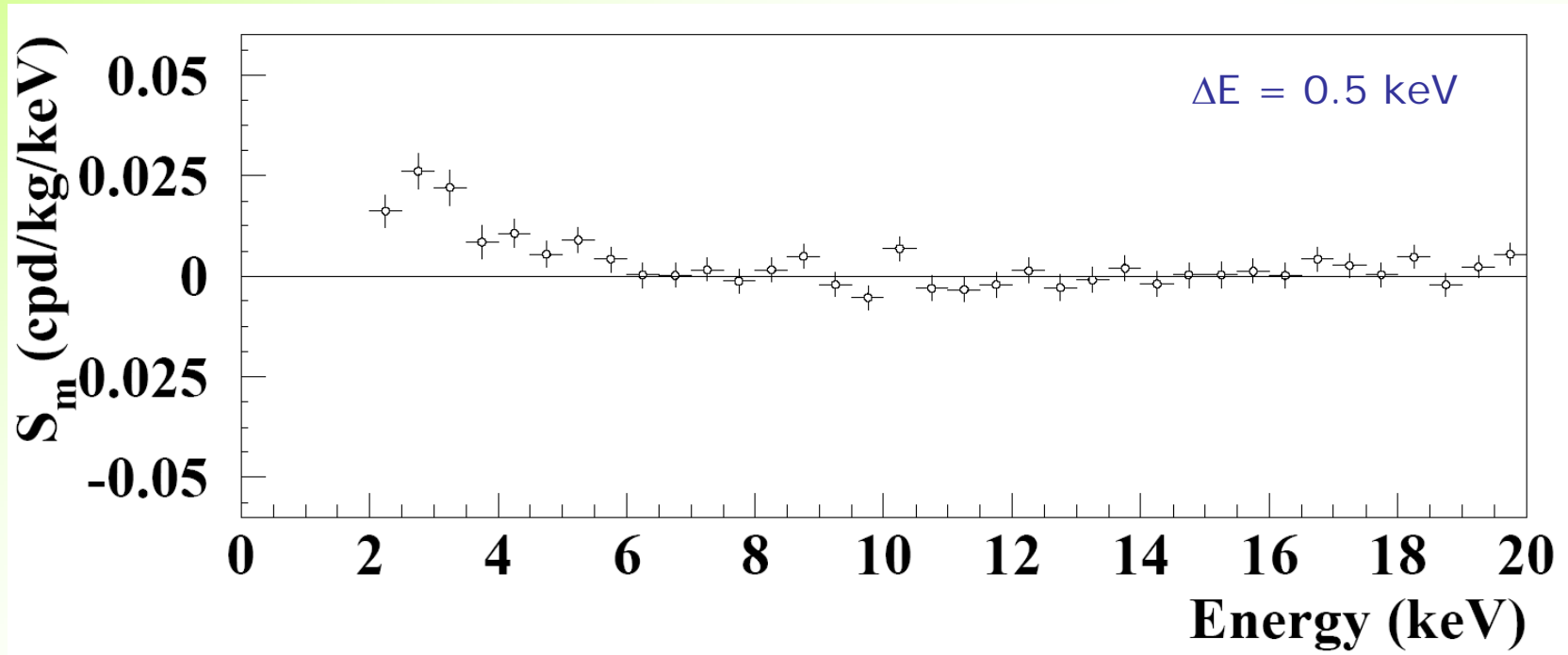
Energy distribution of the modulation amplitudes

$$R(t) = S_0 + S_m \cos[\omega(t - t_0)]$$

DAMA/NaI (7 years) + DAMA/LIBRA (6 years)

here $T = 2\pi/\omega = 1$ yr and $t_0 = 152.5$ day

total exposure: 425428 kg×day ≈ 1.17 ton×yr



A clear modulation is present in the (2-6) keV, while S_m values compatible with zero are present just above

The S_m values in the (6-20) keV have random fluctuations around zero with χ^2 equal to 27.5 for 28 *d.o.f.*

Statistical distributions of the modulation amplitudes (S_m)

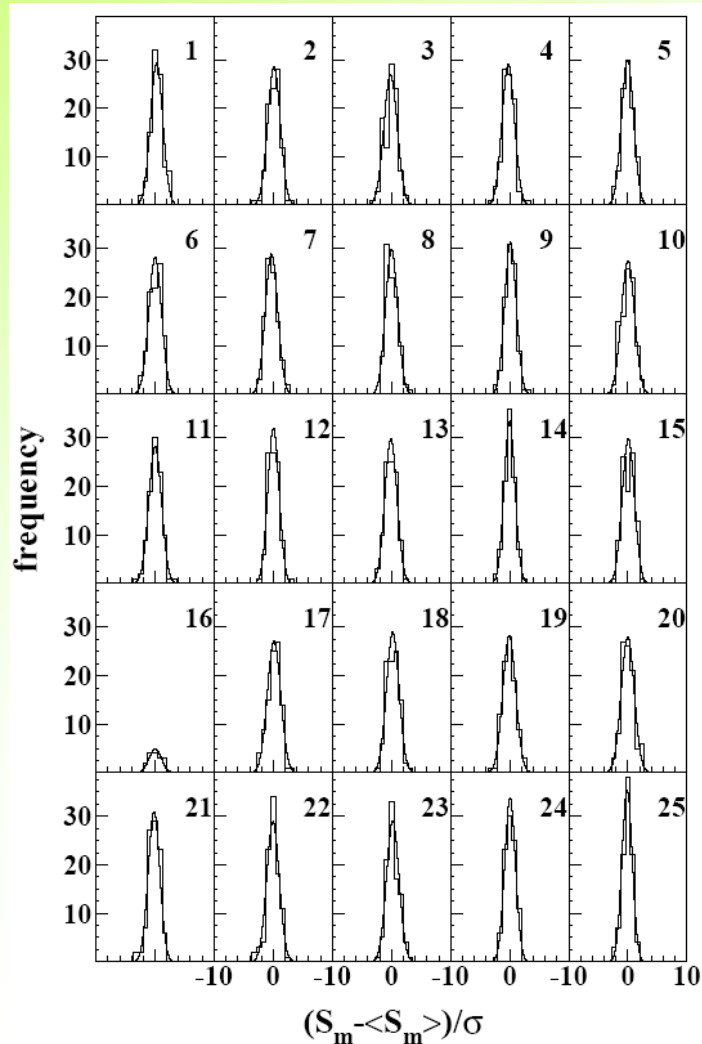
a) S_m for each detector, each annual cycle and each considered energy bin (here 0.25 keV)

b) $\langle S_m \rangle$ = mean values over the detectors and the annual cycles for each energy bin; σ = error on S_m

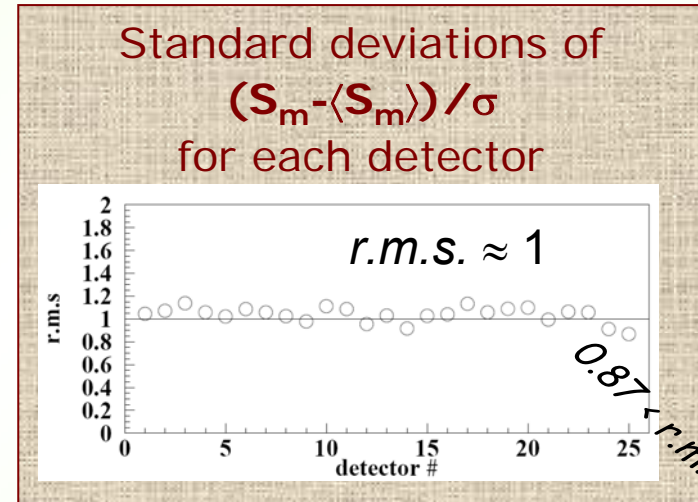
DAMA/LIBRA (6 years)

total exposure: 0.87 ton \times yr

Each panel refers to each detector separately; 96 entries = 16 energy bins in 2-6 keV energy interval \times 6 DAMA/LIBRA annual cycles (for crys 16, 1 annual cycle, 16 entries)



2-6 keV



$$x = (S_m - \langle S_m \rangle) / \sigma,$$

$$\chi^2 = \sum x^2$$

Individual S_m values follow a normal distribution since $(S_m - \langle S_m \rangle) / \sigma$ is distributed as a Gaussian with a unitary standard deviation (r.m.s.)

S_m statistically well distributed in all the detectors and annual cycles

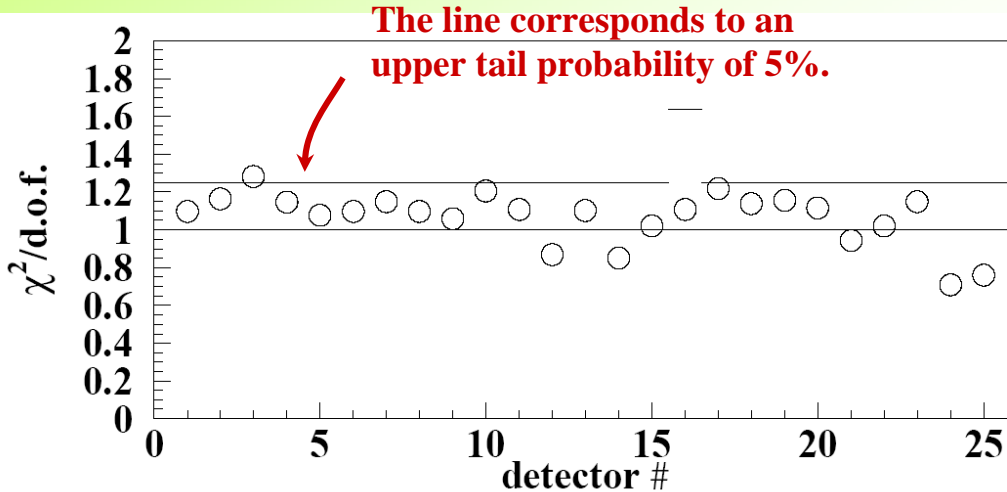
Statistical analyses about modulation amplitudes (S_m)

DAMA/LIBRA (6 years)
total exposure: 0.87 ton×yr

$$x = (S_m - \langle S_m \rangle) / \sigma,$$

$$\chi^2 = \sum x^2$$

$\chi^2/d.o.f.$ values of S_m distributions for each DAMA/LIBRA detector in the (2–6) keV energy interval for the six annual cycles.



The $\chi^2/d.o.f.$ values range from 0.7 to 1.22 (96 d.o.f. = 16 energy bins × 6 annual cycles) for 24 detectors ⇒ at 95% C.L. the observed annual modulation effect is well distributed in all these detectors.

The remaining detector has $\chi^2/d.o.f. = 1.28$ exceeding the value corresponding to that C.L.; this also is statistically consistent, considering that the expected number of detectors exceeding this value over 25 is 1.25.

- The mean value of the 25 points is 1.066, slightly larger than 1. Although this can be still ascribed to statistical fluctuations, let us ascribe it to a possible systematics.
- In this case, one would have an additional error of $\leq 4 \times 10^{-4}$ cpd/kg/keV, if quadratically combined, or $\leq 5 \times 10^{-5}$ cpd/kg/keV, if linearly combined, to the modulation amplitude measured in the (2–6) keV energy interval.
- This possible additional error ($\leq 4\%$ or $\leq 0.5\%$, respectively, of the DAMA/LIBRA modulation amplitude) can be considered as an upper limit of possible systematic effects

Is there a sinusoidal contribution in the signal? Phase $\neq 152.5$ day?

DAMA/NaI (7 years) + DAMA/LIBRA (6 years)

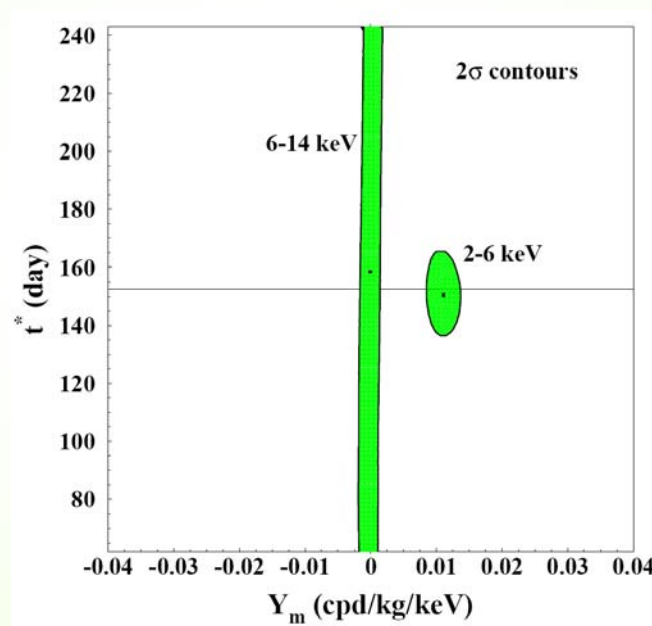
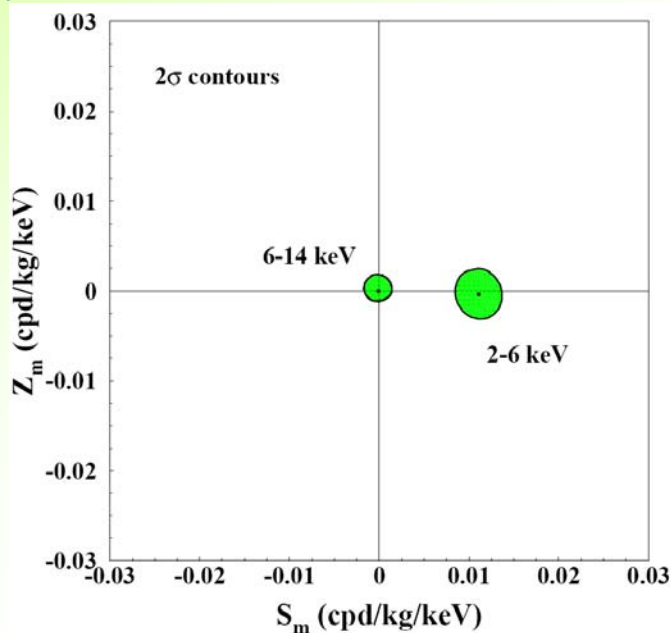
total exposure: 425428 kg \times day = 1.17 ton \times yr

$$R(t) = S_0 + S_m \cos[\omega(t - t_0)] + Z_m \sin[\omega(t - t_0)] = S_0 + Y_m \cos[\omega(t - t^*)]$$

For Dark Matter signals:

- $|Z_m| \ll |S_m| \approx |Y_m|$
- $\omega = 2\pi/T$
- $t^* \approx t_0 = 152.5d$
- $T = 1 \text{ year}$

Slight differences from 2nd June are expected in case of contributions from non thermalized DM components (as e.g. the SagDEG stream)



E (keV)	S_m (cpd/kg/keV)	Z_m (cpd/kg/keV)	Y_m (cpd/kg/keV)	t^* (day)
2-6	0.0111 ± 0.0013	-0.0004 ± 0.0014	0.0111 ± 0.0013	150.5 ± 7.0
6-14	-0.0001 ± 0.0008	0.0002 ± 0.0005	-0.0001 ± 0.0008	--

The analysis at energies above 6 keV, the analysis of the multiple-hits events and the statistical considerations about S_m already exclude any sizable presence of systematical effects

Additional investigations on the stability parameters

Modulation amplitudes obtained by fitting the time behaviours of main running parameters, acquired with the production data, when including a DM-like modulation

Running conditions stable at a level better than 1% also in the two new running periods

	DAMA/LIBRA-1	DAMA/LIBRA-2	DAMA/LIBRA-3	DAMA/LIBRA-4	DAMA/LIBRA-5	DAMA/LIBRA-6
Temperature	$-(0.0001 \pm 0.0061) \text{ }^\circ\text{C}$	$(0.0026 \pm 0.0086) \text{ }^\circ\text{C}$	$(0.001 \pm 0.015) \text{ }^\circ\text{C}$	$(0.0004 \pm 0.0047) \text{ }^\circ\text{C}$	$(0.0001 \pm 0.0036) \text{ }^\circ\text{C}$	$(0.0007 \pm 0.0059) \text{ }^\circ\text{C}$
Flux N_2	$(0.13 \pm 0.22) \text{ l/h}$	$(0.10 \pm 0.25) \text{ l/h}$	$-(0.07 \pm 0.18) \text{ l/h}$	$-(0.05 \pm 0.24) \text{ l/h}$	$-(0.01 \pm 0.21) \text{ l/h}$	$-(0.01 \pm 0.15) \text{ l/h}$
Pressure	$(0.015 \pm 0.030) \text{ mbar}$	$-(0.013 \pm 0.025) \text{ mbar}$	$(0.022 \pm 0.027) \text{ mbar}$	$(0.0018 \pm 0.0074) \text{ mbar}$	$-(0.08 \pm 0.12) \times 10^{-2} \text{ mbar}$	$(0.07 \pm 0.13) \times 10^{-2} \text{ mbar}$
Radon	$-(0.029 \pm 0.029) \text{ Bq/m}^3$	$-(0.030 \pm 0.027) \text{ Bq/m}^3$	$(0.015 \pm 0.029) \text{ Bq/m}^3$	$-(0.052 \pm 0.039) \text{ Bq/m}^3$	$(0.021 \pm 0.037) \text{ Bq/m}^3$	$-(0.028 \pm 0.036) \text{ Bq/m}^3$
Hardware rate above single photoelectron	$-(0.20 \pm 0.18) \times 10^{-2} \text{ Hz}$	$(0.09 \pm 0.17) \times 10^{-2} \text{ Hz}$	$-(0.03 \pm 0.20) \times 10^{-2} \text{ Hz}$	$(0.15 \pm 0.15) \times 10^{-2} \text{ Hz}$	$(0.03 \pm 0.14) \times 10^{-2} \text{ Hz}$	$(0.08 \pm 0.11) \times 10^{-2} \text{ Hz}$

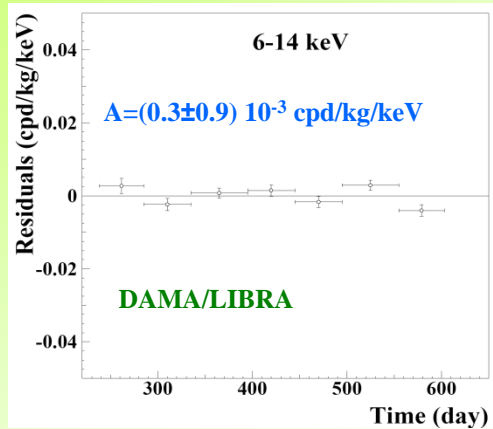
All the measured amplitudes well compatible with zero

+ none can account for the observed effect

(to mimic such signature, spurious effects and side reactions must not only be able to account for the whole observed modulation amplitude, but also simultaneously satisfy all the 6 requirements)

Summarizing on a hypothetical background modulation

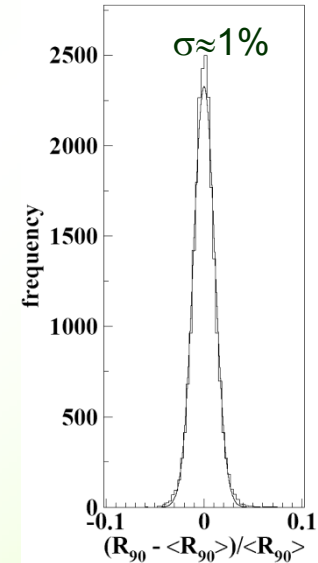
- No Modulation above 6 keV



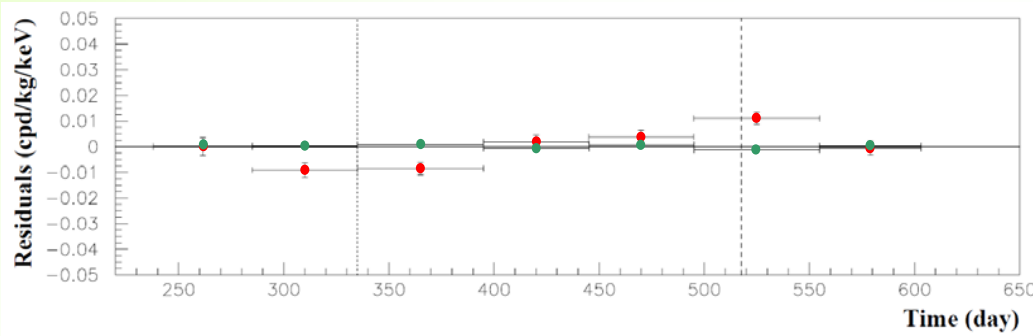
- No modulation in the whole energy spectrum

+ if a modulation present in the whole energy spectrum at the level found in the lowest energy region $\rightarrow R_{90} \sim \text{tens cpd/kg}$

$\rightarrow \sim 100\sigma$ far away



- No modulation in the 2-6 keV *multiple-hits* residual rate



multiple-hits residual rate (green points) vs single-hit residual rate (red points)

**No background modulation (and cannot mimic the signature):
all this accounts for the all possible sources of bckg**

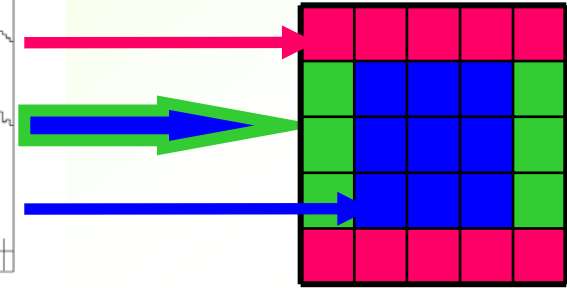
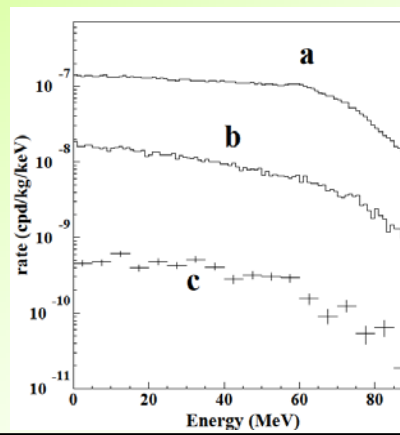
Nevertheless, additional investigations performed ...

The μ case

MonteCarlo simulation

- muon intensity distribution
- Gran Sasso rock overburden map

events where just one detector fires



Case of fast neutrons produced by μ

Φ_μ @ LNGS $\approx 20 \mu \text{ m}^{-2}\text{d}^{-1}$ ($\pm 2\%$ modulated)
 Measured neutron Yield @ LNGS: $Y=1\div 7 \cdot 10^{-4} \text{ n}/\mu/(\text{g}/\text{cm}^2)$
 $R_n = (\text{fast n by } \mu)/(\text{time unit}) = \Phi_\mu Y M_{\text{eff}}$

Hyp.: $M_{\text{eff}} = 15 \text{ tons}$; $g \approx \varepsilon \approx f_{\Delta E} \approx f_{\text{single}} \approx 0.5$ (cautiously)
 Knowing that: $M_{\text{setup}} \approx 250 \text{ kg}$ and $\Delta E=4\text{keV}$

Annual modulation amplitude at low energy due to μ modulation:

$$S_m^{(\mu)} = R_n g \varepsilon f_{\Delta E} f_{\text{single}} 2\% / (M_{\text{setup}} \Delta E)$$

g = geometrical factor; ε = detection effc. by elastic scattering
 $f_{\Delta E}$ = energy window ($E>2\text{keV}$) effc.; f_{single} = single hit effc.

→ $S_m^{(\mu)} < (0.4\div 3) \times 10^{-5} \text{ cpd}/\text{kg}/\text{keV}$

Moreover, this modulation also induces a variation in other parts of the energy spectrum and in the *multi-hits* events
It cannot mimic the signature: already excluded also by R_{90} , by *multi-hits* analysis + different phase, etc.

Can (whatever) hypothetical cosmogenic products be considered as side effects, assuming that they might produce:

- only events at low energy,
- only *single-hit* events,
- no sizable effect in the *multiple-hit* counting rate

?

But, its phase should be (much) larger than μ phase, t_μ :

- if $\tau \ll T/2\pi$: $t_{\text{side}} = t_\mu + \tau$
- if $\tau \gg T/2\pi$: $t_{\text{side}} = t_\mu + T/4$

It cannot mimic the signature: different phase

The phase of the muon flux at LNGS is roughly around middle of July and largely variable from year to year. Last meas. by LVD partially overlapped with DAMA/NaI and fully with DAMA/LIBRA: 1.5% modulation and phase=July 5th \pm 15 d.

DAMA/NaI + DAMA/LIBRA
 measured a stable phase: May, 26th \pm 7 days

This phase is 7.3 σ far from July 15th and is 5.9 σ far from July 5th

R_{90} , multi-hits, phase, and other analyses →

NO

Can a possible thermal neutron modulation account for the observed effect?

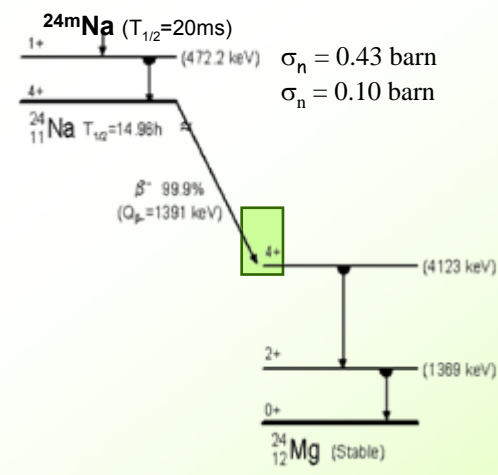
NO

• Thermal neutrons flux measured at LNGS :

$$\Phi_n = 1.08 \cdot 10^{-6} \text{ n cm}^{-2} \text{ s}^{-1} \text{ (N.Cim.A101(1989)959)}$$

• Experimental upper limit on the thermal neutrons flux “surviving” the neutron shield in DAMA/LIBRA:
 ➤ studying triple coincidences able to give evidence for the possible presence of ²⁴Na from neutron activation:
 $\Phi_n < 1.2 \times 10^{-7} \text{ n cm}^{-2} \text{ s}^{-1} \text{ (90\%C.L.)}$

• Two consistent upper limits on thermal neutron flux have been obtained with DAMA/NaI considering the same capture reactions and using different approaches.



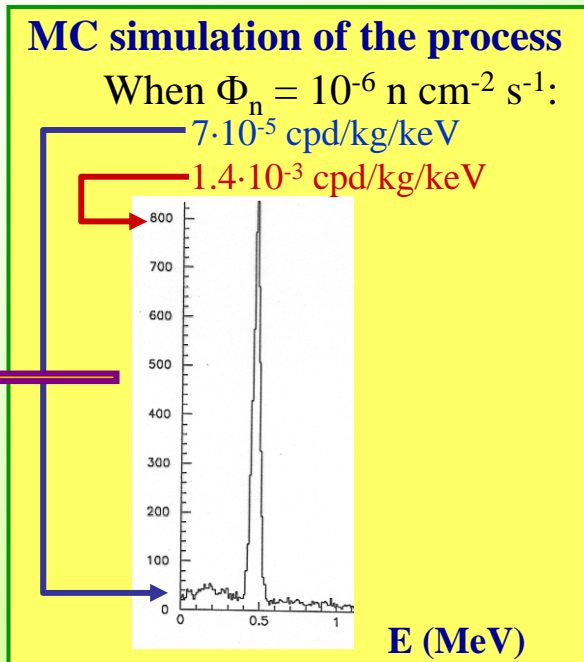
Evaluation of the expected effect:

► Capture rate = $\Phi_n \sigma_n N_T < 0.022 \text{ captures/day/kg}$

HYPOTHESIS: assuming very cautiously a 10% thermal neutron modulation:

➔ $S_m^{(\text{thermal n})} < 0.8 \times 10^{-6} \text{ cpd/kg/keV} (< 0.01\% S_m^{\text{observed}})$

In all the cases of neutron captures (²⁴Na, ¹²⁸I, ...) a possible thermal n modulation induces a variation in all the energy spectrum
Already excluded also by R₉₀ analysis



Can a possible fast neutron modulation account for the observed effect?

NO

In the estimate of the possible effect of the neutron background cautiously not included the 1m concrete moderator, which almost completely surrounds (mostly outside the barrack) the passive shield

Measured fast neutron flux @ LNGS:

$$\Phi_n = 0.9 \cdot 10^{-7} \text{ n cm}^{-2} \text{ s}^{-1} \text{ (Astropart.Phys.4 (1995)23)}$$

By MC: differential counting rate above 2 keV $\approx 10^{-3}$ cpd/kg/keV



HYPOTHESIS: assuming - very cautiously - a 10% neutron modulation: $\Rightarrow S_m^{(\text{fast n})} < 10^{-4}$ cpd/kg/keV ($< 0.5\% S_m^{\text{observed}}$)

- Experimental upper limit on the fast neutrons flux “surviving” the neutron shield in DAMA/LIBRA:
 - through the study of the inelastic reaction $^{23}\text{Na}(n,n')^{23}\text{Na}^*(2076 \text{ keV})$ which produces two γ 's in coincidence (1636 keV and 440 keV):
$$\Phi_n < 2.2 \times 10^{-7} \text{ n cm}^{-2} \text{ s}^{-1} \text{ (90\% C.L.)}$$
 - well compatible with the measured values at LNGS. This further excludes any presence of a fast neutron flux in DAMA/LIBRA significantly larger than the measured ones.

Moreover, a possible fast n modulation would induce:

- ▶ a variation in all the energy spectrum (steady environmental fast neutrons always accompanied by thermalized component)
already excluded also by R_{90}
- ▶ a modulation amplitude for multiple-hit events different from zero
already excluded by the multiple-hit events

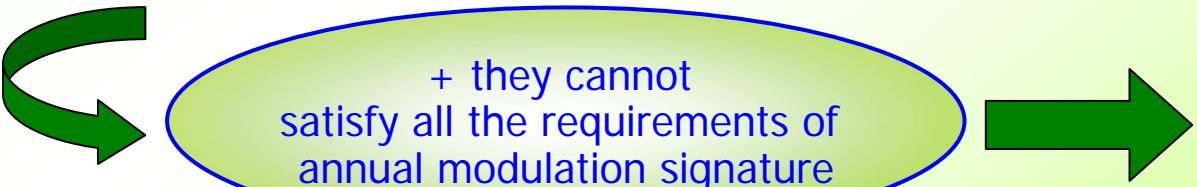
Thus, a possible 5% neutron modulation (ICARUS TM03-01) cannot quantitatively contribute to the DAMA/NaI observed signal, even if the neutron flux would be assumed 100 times larger than measured by various authors over more than 15 years @ LNGS

Summary of the results obtained in the additional investigations of possible systematics or side reactions:

(previous exposure and details see: NIMA592(2008)297, EPJC56(2008)333, J.Phys.Conf.Ser.203(2010)012040

DAMA/LIBRA 1-6

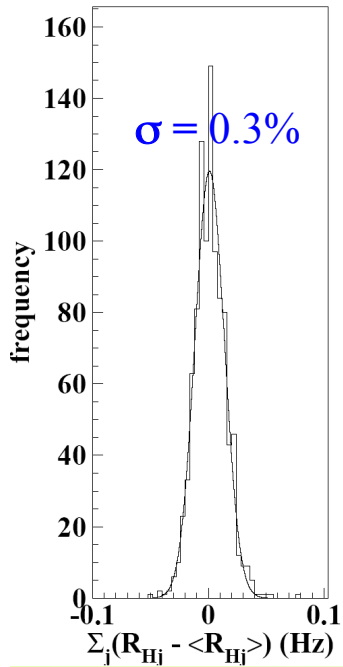
<i>Source</i>	<i>Main comment</i>	<i>Cautious upper limit (90%C.L.)</i>
RADON	Sealed Cu box in HP Nitrogen atmosphere, 3-level of sealing, etc.	$<2.5 \times 10^{-6}$ cpd/kg/keV
TEMPERATURE	Installation is air conditioned+ detectors in Cu housings directly in contact with multi-ton shield → huge heat capacity + T continuously recorded	$<10^{-4}$ cpd/kg/keV
NOISE	Effective full noise rejection near threshold	$<10^{-4}$ cpd/kg/keV
ENERGY SCALE	Routine + intrinsic calibrations	$<1-2 \times 10^{-4}$ cpd/kg/keV
EFFICIENCIES	Regularly measured by dedicated calibrations	$<10^{-4}$ cpd/kg/keV
BACKGROUND	No modulation above 6 keV; no modulation in the (2-6) keV <i>multiple-hits</i> events; this limit includes all possible sources of background	$<10^{-4}$ cpd/kg/keV
SIDE REACTIONS	Muon flux variation measured at LNGS	$<3 \times 10^{-5}$ cpd/kg/keV



+ they cannot satisfy all the requirements of annual modulation signature

Thus, they can not mimic the observed annual modulation effect

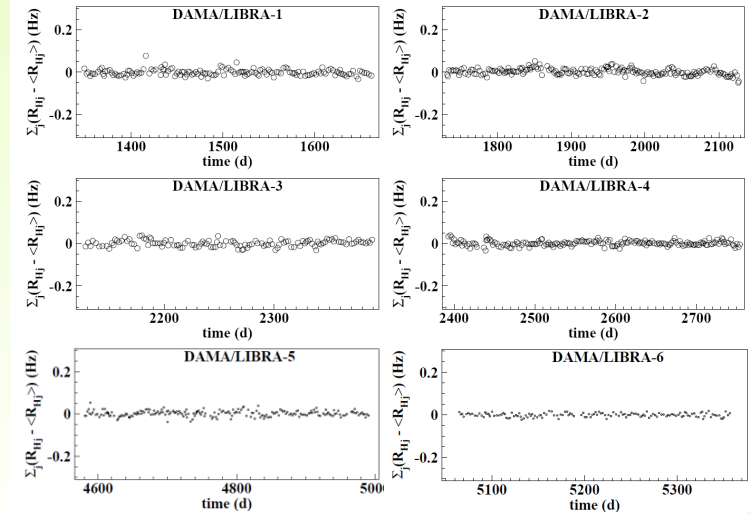
Noise



Distribution of variations of total hardware rates of the crystals over the single ph.el. threshold (that is from noise to “infinity”) during DAMA/LIBRA running periods

cumulative gaussian behaviour fully accounted by expected statistical spread arising from the sampling time used for the rate evaluation

R_{Hj} = hardware rate of j-th detector above single photoelectron
 $\langle R_{Hj} \rangle$ = mean of R_{Hj} in the corresponding annual cycle



Amplitudes for annual modulation well compatible with zero:

	Hardware rate (Hz)
DAMA/LIBRA-1	$-(0.20 \pm 0.18) \times 10^{-2}$
DAMA/LIBRA-2	$(0.09 \pm 0.17) \times 10^{-2}$
DAMA/LIBRA-3	$-(0.03 \pm 0.20) \times 10^{-2}$
DAMA/LIBRA-4	$(0.15 \pm 0.15) \times 10^{-2}$
DAMA/LIBRA-5	$(0.03 \pm 0.14) \times 10^{-2}$
DAMA/LIBRA-6	$(0.08 \pm 0.11) \times 10^{-2}$

Can a noise tail account for the observed modulation effect?

Despite the good noise identification near energy threshold and the used very stringent acceptance window for scintillation events (this is only procedure applied to the data), the role of an hypothetical noise tail in the scintillation events has even been quantitatively investigated.


The modulation amplitude of the "Hardware Rate" (period and phase as for DM particles) is compatible with zero:

$$(0.04 \pm 0.06) \times 10^{-2} \text{ Hz} \longrightarrow < 1.4 \times 10^{-3} \text{ Hz (90\% CL)}$$


$$\text{Hardware Rate} = \text{noise} + \text{bckg [up to } \approx \text{MeV]} + \text{signal [up to } \approx \text{6keV]}$$

- noise/crystal ≈ 0.10 Hz
- relative modulation amplitude from noise $< 1.4 \times 10^{-3} \text{ Hz} / 2.5 \text{ Hz} \approx 5.6 \times 10^{-4}$ (90%CL)

even in the *worst hypothetical* case of 10% residual tail of noise in the data



relative modulation amplitude from noise at low energy $< 5.6 \times 10^{-5}$



$< 10^{-4} \text{ cpd/kg/keV}$

NO

Summarizing

- Presence of modulation for 13 annual cycles at 8.9σ C.L. with the proper distinctive features of the DM signature; all the features satisfied by the data over 13 independent experiments of 1 year each one
- The total exposure by former DAMA/NaI and present DAMA/LIBRA is **1.17 ton × yr (13 annual cycles)**
- In fact, as required by the DM annual modulation signature:

1. The single-hit events show a clear cosine-like modulation, as expected for the DM signal

2. Measured period is equal to (0.999 ± 0.002) yr, well compatible with the 1 yr period, as expected for the DM signal

3. Measured phase (146 ± 7) days is well compatible with 152.5 days as expected for the DM signal

4. The modulation is present only in the low energy (2-6) keV interval and not in other higher energy regions, consistently with expectation for the DM signal

5. The modulation is present only in the single-hit events, while it is absent in the multiple-hits as expected for the DM signal

6. The measured modulation amplitude in NaI(Tl) of the single-hit events in (2-6) keV is: (0.0116 ± 0.0013) cpd/kg/keV (8.9σ C.L.).

No systematic or side process able to simultaneously satisfy all the many peculiarities of the signature and to account for the whole measured modulation amplitude is available

Model-independent evidence by DAMA/NaI and DAMA/LIBRA

well compatible with several candidates in many astrophysical, nuclear and particle physics scenarios

No other experiment whose result can be directly compared in model independent way with those of DAMA/NaI and DAMA/LIBRA available

Available results from direct searches using different target materials and approaches do not give any robust conflict

Possible model dependent positive hints from indirect searches not in conflict with DAMA; but interpretation and the evidence itself in indirect searches depend e.g. on bckg modeling (also including pulsars, supernovae remnants, ...), on DM spatial velocity distribution, either on forced boost factor or on unnatural clumpiness, etc.

Moreover, whatever hints from other direct searches must be interpreted; in any case large room of compatibility with DAMA is present

Conclusions

- Positive evidence for the presence of DM particles in the galactic halo now supported at 8.9σ C.L. by the cumulative $1.17 \text{ ton} \times \text{yr}$ exposure over 13 annual cycles by the former DAMA/NaI and the present DAMA/LIBRA
- The modulation parameters determined with better precision
- Full sensitivity to many kinds of DM candidates and interactions both inducing recoils and/or e.m. radiation
- Updated/new model dependent corollary investigations on the nature of the DM particle in progress also in the light of some recent strongly model dependent claims
- Investigations other than DM

... and future

- Upgrade in fall 2010 substituting all the PMTs with new ones having higher Q.E. to lower the experimental energy threshold, improve general features and disentangle among at least some of the possible scenarios
- Collect a suitable exposure in the new running conditions
- Investigate second order effects
- R&D toward a 1 ton ULB NaI(Tl) set-up experiment proposed in 1996 as a further step for an ultimate multi-ton & multi-purpose NaI(Tl) experiment